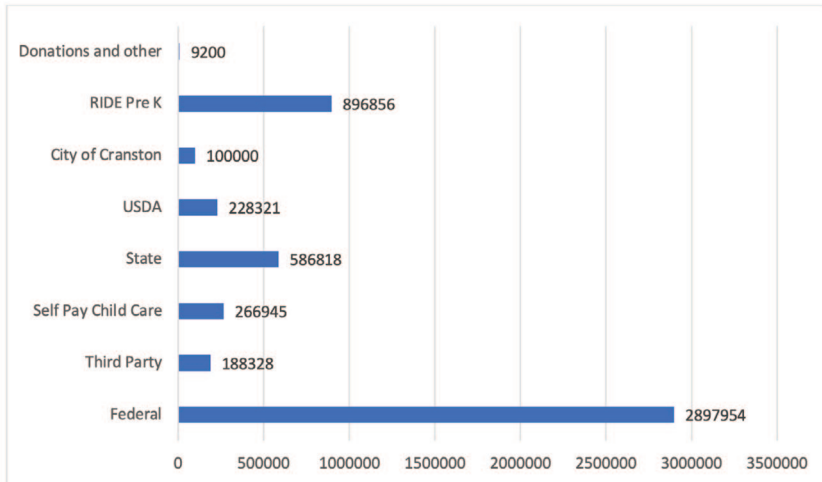


PROGRAM INCOME

Program Income *(The total income for FY 24 was \$5,521,681. Our program year is November 1, 2023 - October 31, 2024.)*

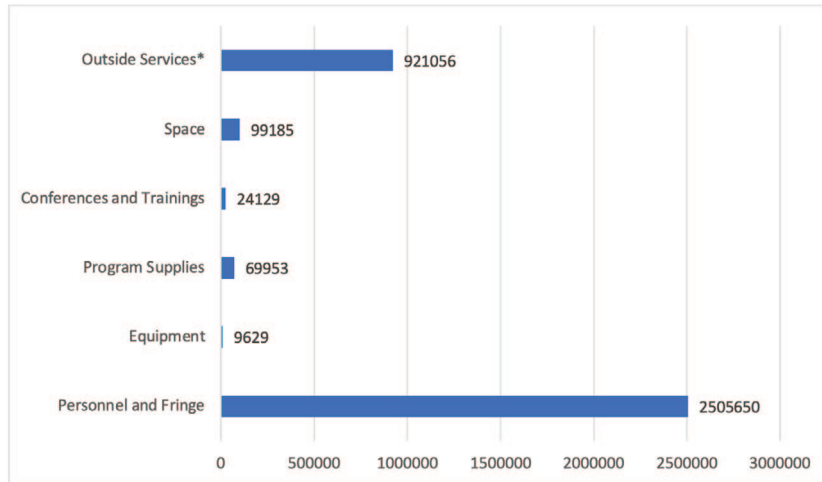
Federal:	2,897,954
Third Party:	188,328
Self Pay Child Care:	266,945
State:	586,818
USDA:	228,321
City of Cranston:	100,000
RIDE Pre K:	896,856
Donations and other:	9,200



BUDGETARY EXPENDITURES HEAD START ONLY

Personnel and Fringe:	2,505,650
Equipment:	9,629
Program Supplies:	69,953
Conferences and Trainings:	24,129
Space:	99,185
Outside Services:	921,056

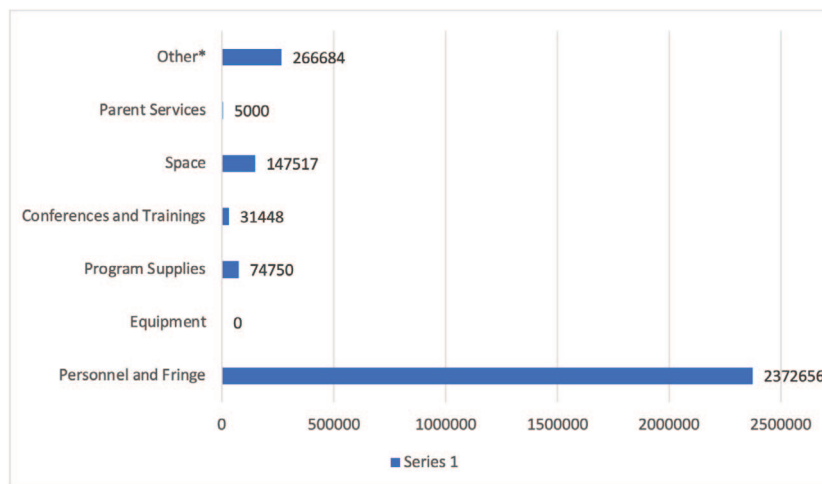
includes in-kind expenses, substitutes, and indirect costs



PROPOSED BUDGET HEAD START ONLY

Personnel and Fringe:	2,372,656
Equipment:	0
Program Supplies:	74,750
Travel, Conferences and Trainings:	31,448
Space:	147,517
Parent Services:	5,000
Other:	266,684

**includes in-kind expenses, substitutes, and indirect costs*



CCAP BOARD OF DIRECTORS

Robert Robillard
CHAIR

Marjorie Barrett
VICE CHAIR

Robin Gervais
TREASURER

Kaydean Williams
SECRETARY

John Bucci
IMMEDIATE PAST CHAIR

Allison Bouchard
Marybeth Corrente
Ed Garcia

Michael Iacone
Sophonie LaFortune
Julie Leddy

Margaret Long
Jeanine Walker Marrocco
Anthony Moretti
Cathleen Charest Watson

Joanne McGunagle, MPA
PRESIDENT AND CEO



For more information on how to get your life moving in the right direction, call

401.467.9610



For more information about CCAP, go to www.ComCap.org

LOCATIONS

CRANSTON

Administration
1 Capital Way
Cranston, RI 02910
401.467.9610

Social Services
311 Doric Avenue
Cranston, RI 02910
401.467.7013

Child Development Center (Atwood) - Head Start, State Pre-K, Child Care
848 Atwood Avenue
Cranston, RI 02920
401.943.5160

Child Development Center (Pastore) - Early Head Start, Head Start, Child Care
155 Gansett Avenue
Cranston, RI 02910
401.275.5808

Child Development Center (Edgewood) - Early Head Start, Head Start, Child Care
1725 Broad Street
Cranston, RI 02905
401.209.6868

Family Health Services of Cranston
1090 Cranston Street
Cranston, RI 02920
401.943.1981 Medical
401.942.4867 Dental
401.467.9610 Behavioral Health
401.946.4650, WIC

Cranston Skills Center
656 Park Avenue
Cranston, RI 02910
401.562.8325

COVENTRY

Family Health Services of Coventry
191 MacArthur Boulevard
Coventry, RI 02816
401.828.5335 Medical
401.589.2622 Dental
401.589.2610, WIC

PAWTUCKET

Pawtucket Youth Center
120 High Street
Pawtucket, RI 02680
401.305.5919

PROVIDENCE

Providence Youth Center
790 Broad Street
(Tides Family Service Building)
Providence, RI 02907
401.437.8885

Rhode Island Donation Exchange (Furniture Bank)
125 Ernest Street
Providence, RI 02905
401.831.5511
info@donationexchange.org


WARWICK

Everett C. Wilcox Health Center
226 Buttonwoods Avenue
Warwick, RI 02886
401.732.9090 Medical
401.732.9090 Dental

Primary Care Partners Health Center
2756 Post Road, Suite 103
Warwick, RI 02886
401.384.6007 Medical

Kent County Youth Center
222 Washington Street
West Warwick, RI 02893
401.732.5562

ACCREDITATIONS



2023/2024
**ANNUAL
REPORT**



CCAP

COMPREHENSIVE COMMUNITY ACTION PROGRAM
YOUR COMMUNITY'S HELPING HAND



CHILD DEVELOPMENT CENTERS

www.ComCap.org • 401.467.9610

ABOUT CCAP

For over 50 Years, Comprehensive Community Action Program has been “Lending a Helping Hand to Those in Need.” CCAP was formed as part of our nation’s War on Poverty in 1965 and today is one of the largest community action programs in Rhode Island. CCAP provides an array of quality services including Family Medicine & Dental Care; Behavior Health Services & Substance Abuse Counseling; Head Start & Child Care Services; Family Development Services; Social Services, WIC Nutrition Program, Food Bank, Home Heating & Energy Assistance, Youth Services, Education GED & Job Training.



CCAP MISSION

To empower all people and communities, challenged by poverty as well as social and cultural barriers, through advocacy, education, and access to high quality health and human services.

CCAP VISION

CCAP will anticipate and will meet the community’s needs as a provider of choice by providing quality health and human services to support and empower individuals and families.

CCAP VALUES

Quality, Community, Commitment, Respect

PROGRAM DATA

Upon submission of our yearly Head Start continuing application, we requested a change in scope amendment for our program. With this programmatic change, we would reduce the number of federally funded slots by 36, bringing our total slots to 146. There is no change to our Early Head Start slots as they remained at 20.

Reducing our slots allows for a targeted increase in wages for Teachers, Teacher Assistants, and Family Advocates, along with all other staff to ensure consistency and reduce compression. We were also able to create a Disability Coordinator position which is critical to ensuring that the growing number of children with special service needs get supports.

With this reduction of slots, we no longer will rent space at Seven Hills, which is added savings, allowing us to increase salaries as well.

Previous Federal Slots	Federal Slots with Change in Scope	State Funded HS slots
174	138	8

Despite receiving approval of our decreased slots, we continued to struggle with enrollment, much like other Head Start agencies across the country. We became a part of the Full Enrollment Initiative, a targeted approach to supporting programs increase the number of children enrolled.

Number of children and families served between November 1, 2023 and October 31, 2024

Head Start Children Served	Early Start Children Served
289	53
Head Start Families Served	Early Start Families Served
231	38

Average Monthly Attendance *

Head Start	Early Start
86%	88%



% of Eligible Children Served

% of eligible children served- According to the 2024 factbook, there are approximately 999 low-income children under the age of 3 in the city of Cranston. With only 20 EHS slots in Cranston, this is approximately 2% of the population. Similarly, there are an estimated 711 low income 3- and 4-year-old children in Cranston. Of those 711, approximately 19% are enrolled in Head Start. There are another 66 low-income children enrolled in RI State Pre K in Cranston, which brings the percentage of low-income children in high quality early childhood placements to 28%.

Number of children (enrolled at least 1 day between Nov 1, 2023 and Oct 31, 2024) who received special services. Head Start requires minimally 10% of children to have either an Individual Education Plan (IEP) or an Individual Family Services Plan (IFSP).

Number of children (enrolled at least 1 day between Nov 1, 2023 and Oct 31, 2024) who received special services. Head Start requires minimally 10% of children to have either an Individual Education Plan (IEP) or an Individual Family Services Plan (IFSP).

Children	had an IEP
53	32%
Children	had an IFSP
4	20%

Enrolled Children who received Medical exam: 100%

Enrolled Children who received Dental exam: 95%

Our Federal monitoring in June 2022 was completed with no deficiencies or areas of concern. Our financial audit was also clear of concern.

PARENT ENGAGEMENT ACTIVITIES

Play and Learn parent activities occurred monthly. Each month all parents are invited to participate in events that are supportive of each learning domain and transitioning to kindergarten.

We also had several parent workshops in collaboration with Snap Ed. These workshops focus on Healthy Eating on a Budget.

The end of the year celebrations also included a Family Field Day! There were activities for the kids and their families to participate in.

We partnered with the Cranston Library to have librarians come to our sites and read to the children. Parents were invited and had the opportunity to sign their child up for a library card.

TRANSITION TO K INFORMATION

We start encouraging and supporting families to register for kindergarten as soon as the school department opens registration. We also share with the families the local charter or private schools in the area. The RI Head Start Association hosted a parent conference in May. The focus of the conference is primarily Kindergarten Readiness. CCAP collaborated with the Cranston Public School District and other early childhood programs in Cranston to co-host 2 Transition to Kindergarten nights in May. Kindergarten expectations and ways to support children

SCHOOL READINESS

Brightstars: Our Gansett Ave center, which serves up to 32 infant/toddlers and 18 preschool children, received a 5-star rating. This is the highest quality rating a center can achieve in RI. ★★★★★



CLASS Tool: CLASS is a classroom rating tool used to define quality in the classroom based on the teacher and child’s daily interactions. High quality interactions, with both each other and their peers, help to develop a child’s critical thinking skills. The quality of interactions are the strongest predictors of a child’s learning and success. The Office of Head Start utilizes the CLASS tool to determine quality programming, and consistently low scores will result in a program being on a Quality Improvement Plan.

CLASS SCORES 2023 - NATIONAL AND CCAP AVERAGES

